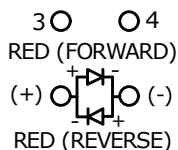



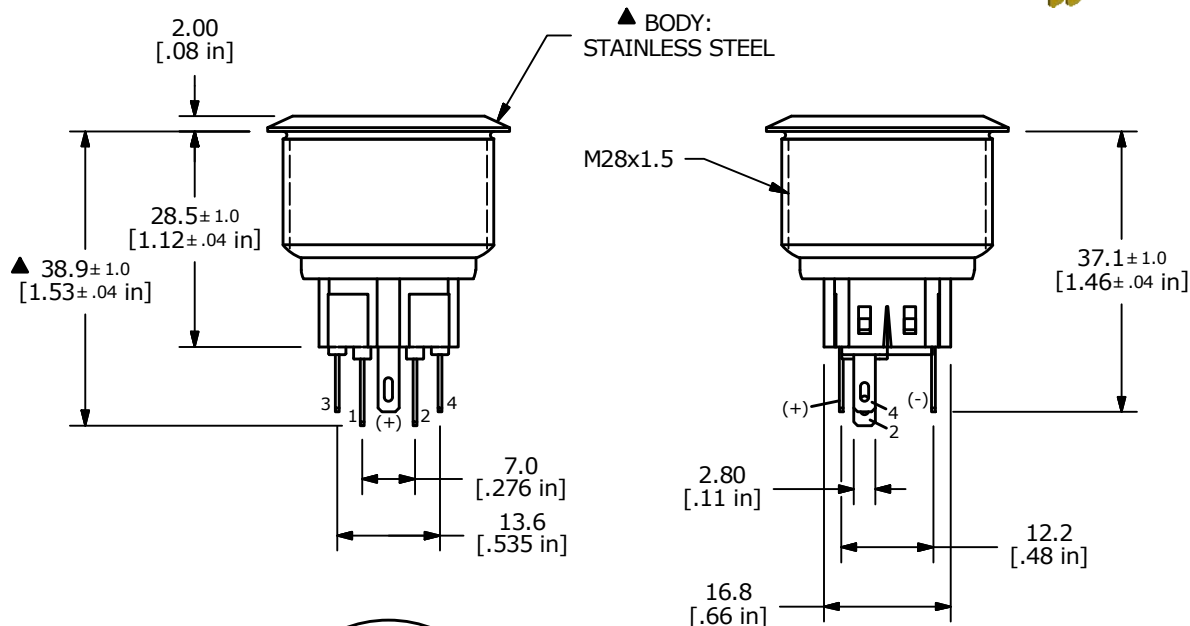
▲ SWITCH FUNCTION

POS. 1	POS. 2
1-2 ON 3-4 OFF	1-2 (OFF) 3-4 (ON)



( ) = MOMENTARY

▲ SPDT ON-(OFF) / OFF-(ON) CONTACT CONFIGURATION  
( ) DENOTES MOMENTARY FUNCTION



NOTE:

- ALL DIMENSIONS IN MM [INCH]
- GENERAL TOLERANCE: X.X = ± 0.4  
X.XX = ± 0.25
- TERMINAL NOS. FOR REF. ONLY
- RATING: 2A @ 48VDC
- CONTACT RESISTANCE: 50mΩ MAX. @ 1A 12VDC
- INSULATION RESISTANCE: 1,000MΩ @ 500VDC
- DIELECTRIC STRENGTH: 2,000VAC MIN. FOR 1 MINUTE
- ELECTRICAL LIFE: 50,000 CYCLES
- OPERATING TEMPERATURE: -20°C to 55°C
- INGRESS PROTECTION: IP66
- SUPPLIED HARDWARE: O-RING AND HEXNUT
- ▲ DENOTES CRITICAL PARAMETER
- ▲ 13. ILLUMINATION VOLTAGE: 12V



B	23840	UPDATED RATING TO IP66	4/8/19	MJR
A	22747	RELEASE FOR PRODUCTION	3/7/17	MW
REV	PCR NO	DESCRIPTION	DATE	BY

TITLE PV9F2Y0SS-314				
SCALE	DATE	DR	DWG	REV
1:1	3/7/2017	MW	52-PV9F2Y0SS314	B

THE INFORMATION CONTAINED IN THIS DOCUMENT IS PROPRIETARY TO E-SWITCH AND IS NOT TO BE COPIED OR TRANSFERRED